



# BudgetBox

Twenty two slides of applied epistemology

Daniel Kronovet

[@kronosapiens](#) | [@joincolony](#)

## Decentralized Capital Allocation via Budgeting Boxes

Daniel Kronovet, Aron Fischer, Jack du Rose

*{krono,aron,jack}@colony.io*

December 11, 2018

---

### **Abstract**

Colony's developer incentive mechanism will support development of applications on top of the Colony Network, thereby expanding the scope of the network's utility and adoption, and therefore value. We present a structured curation mechanism for efficiently, reliably, and decentrally allocating newly minted CLNY across an unbounded set of applications, proportional to their utility to the Colony Network.

The mechanism is similar in intent to Proof of Work: the more hashing power you have, the greater your share of block rewards, hence the incentive



# I. Information Theory

## The Data Processing Inequality

$$A \rightarrow B \rightarrow C$$

$$I(A; B) \geq I(A; C)$$

## Measurement and Processing

*world* → *data* → *analysis*



measurement  
(basic science)

challenges:  
representation,  
noise



processing  
(statistics, ML)

challenges:  
expressiveness,  
complexity

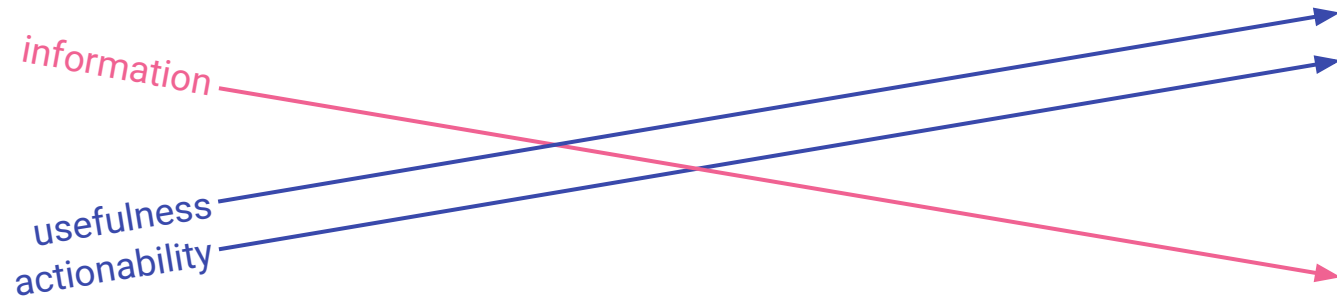
## A Meaningful Example

$$\Omega \rightarrow [x_1, x_2, x_3, x_4] \rightarrow \bar{x}$$

Processing does not **increase** information.  
It makes existing information more **useful**.

## Better Measurements?

*world* → *data* → *analysis*






# Better Measurements?

information

usefulness

*world* → *data* → *analysis*

actionability





Change the **measurement**,  
change the **world**.



## II. Information Practice

## The Minimum Viable Measurement

A > / < B

(0/1)

Simple!

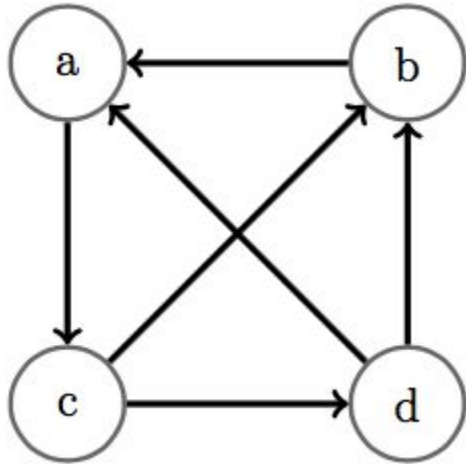
# Semigroups

$$x, y \in \mathcal{S}$$

$$x \cdot y \rightarrow z \in \mathcal{S}$$

Flexible!

## Markov Matrices, Spectral Rankings




$$M = \begin{bmatrix} .66 & .33 & 0 & .33 \\ 0 & .66 & .33 & .33 \\ .33 & 0 & .33 & 0 \\ 0 & 0 & .33 & .33 \end{bmatrix}$$

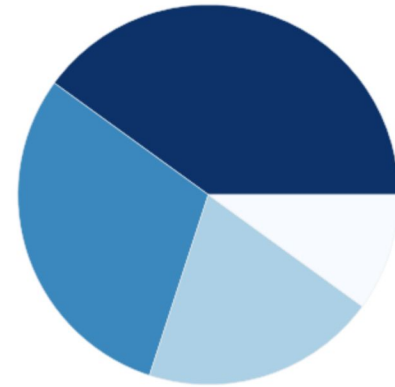

$$\mathbf{v} = [.4, .3, .2, .1]$$

Powerful!

## Distribution as Budget



$$\mathbf{v} = [.4, .3, .2, .1]$$



Boom.



# BUDGETBOX

A simple, flexible, and powerful mechanism for **measuring** and **processing** financial priorities.





### **III. In Conclusion**

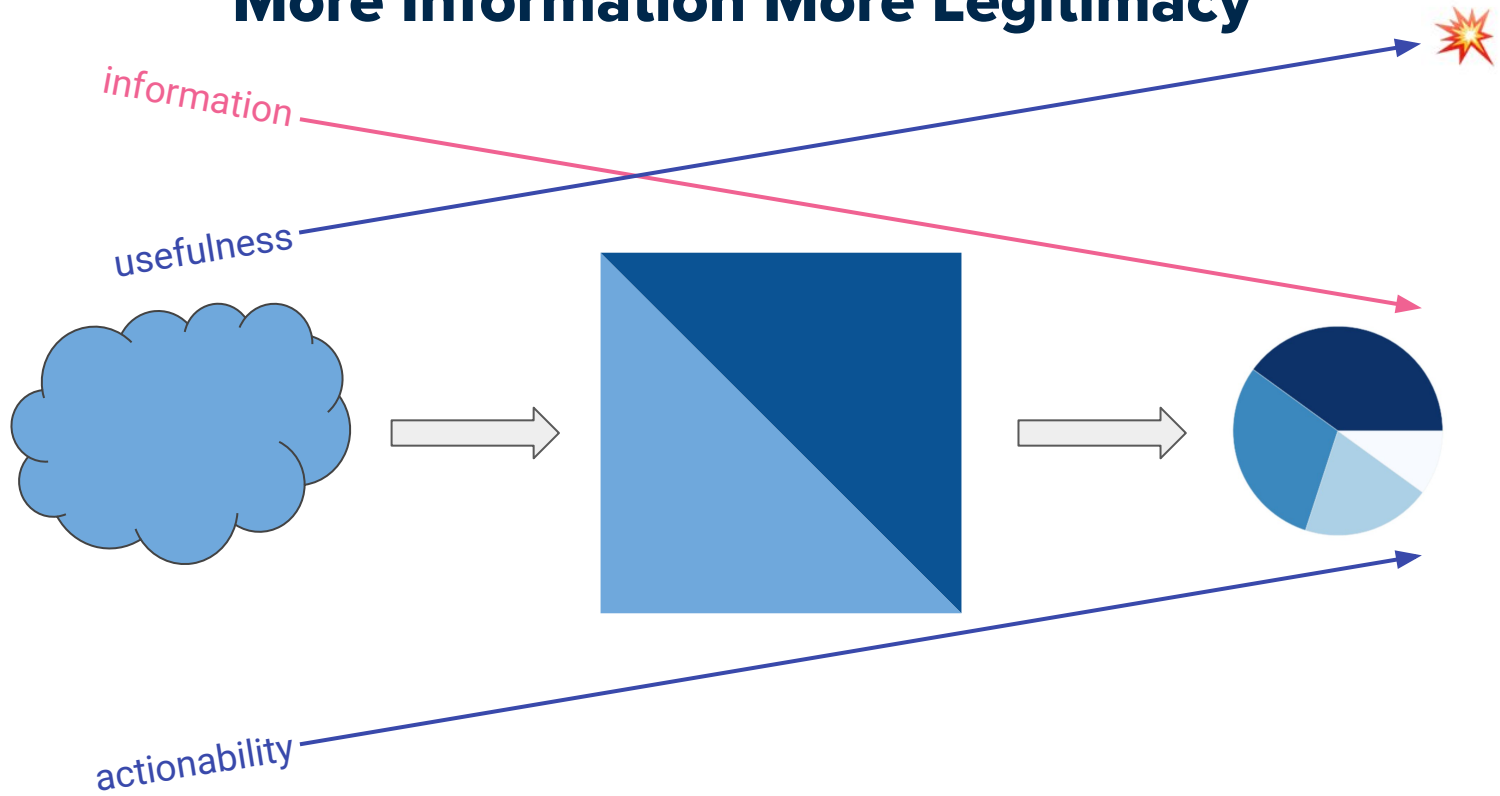


Right representation.

Right measurement.

Right processing.

# More Information More Legitimacy



# Applications Everywhere



Open Source



Municipalities



Organizations



Matchmaking

## Bullet points.

- Simple measurements
  - → more information
  - → analysis more closely reflects world
  - → analysis more **legitimate**.
- Ease of aggregation and analysis
  - → possible to update in real-time
  - → can quickly **incorporate new information**.
- Budgeting goes from being cognitively demanding
  - → to being cognitively simple
  - → tool for **direct public participation and oversight**.
- Mechanism can be extended in many interesting ways. #QV



**Thanks Detroit** ✨

Daniel Kronovet

@kronosapiens | @joincolony

[colony.io](https://colony.io)

[docs.colony.io](https://docs.colony.io)

[blog.colony.io](https://blog.colony.io)